

NED'S KINDNESS ADVENTURE™



grades 1–3 Assembly Recap

summary

The Kindness Adventure assembly is coming to your school! To make the most of the powerful message, we encourage you use this lesson plan before and after the assembly. Help inspire your students to be kind-hearted and open-minded to making new friends.

themes

Kindness
Same/Different

Culture
Respect

Preventing Bullying
Kenya, Africa

Key vocabulary

Adventure – an exciting journey or trip

Kindness – being friendly or helpful

Culture – language, customs, habits of a particular group of people. Example: what people usually eat, the kind of houses they live in, the ways they celebrate, etc.

before the assembly

discussion questions

- 1. What is an adventure?** Answers will vary. To go someplace. A fun and exciting activity or trip. Travel somewhere new and different
- 2. Describe your favorite adventure?** Answers will vary. Adventure to zoo. Adventure to Grandma's house. Adventure to Florida, etc.
- 3. We're going to an assembly [day] called Kindness Adventure ...what do you think it will be about?**
Make and record predictions.
- 4. How could we have a Kindness Adventure in our classroom?**
Answers will vary as you brainstorm ideas about an adventure in kindness.

after the assembly

discussion questions

- 1. What kind of adventure did we just go on?**
Answers will vary from going to assembly, visiting Kenya to KINDNESS ADVENTURE!
Let's talk about it using the 5 W's Answers will vary
WHO: Performer, NED and US!
WHERE: Traveled to Kenya, Africa
WHAT: They visited kids in Kenya and we all learned about them and their country. Some things were the same as here but some things were different. Everyone was nice to one another and there were lots of smiles. Allow kids to share any facts they remember from the assembly. More on this in later questions but give them time to share first impressions
WHEN: didn't say - not sure – recently – summer because it looked warm
WHY: To make friends, learn about another country, share acts of kindness



NED'S KINDNESS ADVENTURE™

after the assembly,
continued

2. Why was it called a KINDNESS ADVENTURE?

Answers will vary. Journey or trip where everyone was nice to each other – even when they didn't know each other.

3. What was NED afraid of, before he went to Africa?

NED's friends weren't very encouraging because things would be very different.

Examples: sleeping on dirt floors, getting eaten by a lion, yucky food, dirty drinking water, people dressing differently or talking weird. NED was afraid of anything that was different.

4. What are some things you are afraid of because they are different? Is different bad? Why or why not?

Answers will vary. Sometimes we are afraid of new things but different can be a really good thing. It's important to grow and learn new things and keep an open-mind.

5. How were the kids in Kenya the same as you? How were they different?

HOME AND SCHOOL: Answers will vary. I get up the same time to go to school, we both ride buses to school/walk to school, what their homes are made from, they wore school uniforms, etc.

GAMES AND FUN: Answers will vary. They play soccer, make their own soccer balls, they play hand games, we have a mancala game too, etc.

CLOTHING AND CELEBRATING: Answers will vary. I sometimes wear a fancy dress for celebrating, we wear necklaces too, dance with family at weddings etc.

6. The song said "You've got a super power when your smile." What does that mean?

Answers will vary. Smiles are powerful because they can be change agents. They can change moods, actions, words, feelings. Try it! Smile and what happens – someone smiles back at you.

7. If you are going on a Kindness Adventure at school – what is ONE thing you should take with you?

Allow them to discuss their ideas, but direct conversation to the power of their smile by using hints.

I am thinking of something

- You always have this with you, even right now
- I have one. [Name kids around the room who have one]
- It's right under your nose

8. Demonstrate the "sticks in a bundle" statement made by the Kenyan kids in the video. Gather thin sticks – easily breakable individually, but not as bundle. "Each of us is one of these sticks. When we are by ourselves, we are limited to what we can do. We don't have much strength and we can be broken. But if we work together [put all the stick together in a bundle], we have more strength and power. We are not easily broken."



NED'S KINDNESS ADVENTURE™

What are some things we do at school that are better when done easily together as a group? Provide examples such as when we see one child alone, being picked on or bullied, we could gather around. It becomes harder to be a victim to bullying if we stand together against bullying.

- 9. NED wrote five things he learned in his journal. Write one phrase on the board each morning for the next five days as part of your morning message.** Discuss what it means to your students and how they can do it during the school-day. Ask them to share how they did it at the end of your day.

caring is cool
include others
I can Make Friends Anywhere

each person matters a lot
Different can Be GOOD

Writing prompts

WHAT I LEARNED

Use the printable to finish the sentence "Today, I learned that kids in Kenya..." Draw a picture to match. Note: Students can write responses or dictate to teacher to write on their drawing.



PHOTO JOURNAL

NED took lots of amazing photos during his travels. He posted them in his journal. Use the printable photos from NED's journal to write from his perspective.



SAME & DIFFERENT

Students can complete the printable chart, comparing the kids in Kenya to themselves.



Write a KINDNESS ADVENTURE short story

Use the printable graphic organizer for planning a short story.



activities

KIND WORDS: WEMA & KINDNESS

Line up kids in two lines, facing each other.

- Line #1 smiles at Line #2.
- Line #2 says "Thank you for the WEMA"
- Line #2 smiles at Line #1.
- Line #1 says "Thank you for the KINDNESS."

Try to incorporate these two phrases into your classroom language as kids demonstrate "wema" to each other throughout the day



NED'S KINDNESS ADVENTURE™

activities

MAKE A POSTER

What did NED learn? Choose one lesson and make a poster to display around your school:

caring is cool
include others
I can Make Friends Anywhere

each person matters a lot
Different can Be Good

COLORING SHEET

Use the printable for a full page of African-inspired borders for coloring.



PRINTABLE



Name: _____ Date: _____


Finish the sentence and draw a picture. Note: Students can write responses or dictate to teacher to write on their drawing.



Today, I learned that kids in Kenya...

PHOTO JOURNAL

NED had many amazing experiences during his travels. He posted photos of them in his journal. Use these photos to write from his perspective.



playing soccer



getting water



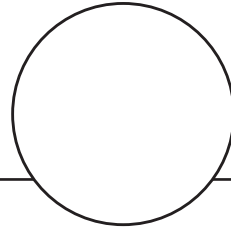
dancing with the Maasai

SAME AND DIFFERENT







Complete the printable chart, comparing the kids in Kenya to your students.



Lynn and Leon



you: _____

		
Home		
3 facts about your country		
		
getting to school		
Number of kids in your class		
Home construction		
Favorite food		
Access to water		
Team sports		
games and fun at school		
school clothing		
celebration/ party clothing		

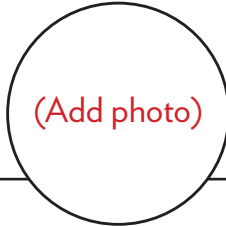
Teacher's Edition

SAME AND DIFFERENT

Complete the printable chart, comparing the kids in Kenya to your students.



Lynn and Leon



you: _____

Home	Nairobi, Kenya	
3 facts about your country	1 Savannahs with biggest animals (elephants, giraffes, leopards and lions)	1
	2 Mount Kenya is one of the highest mountains in all of Africa (actually 2nd tallest). It has SNOW!	2
	3 Many kinds of people-modern families & 13 tribes like the Maasai	3
getting to school	1. Walk 2. Matatu (bright colored van)	
Number of kids in your class	Up to 80	
Home construction	Stones and mud in villages; houses and apartments in the city	
Favorite food	Ugali-puffy dough made from corn. (Usually covered with sauce, veggies or meat)	
Access to water	Mud hole or Fetch from dirty well Tap water common in cities	
Team sports	Play soccer with home-made ball	
Games and fun at school	1. Mancala (stone game) 2. Nyama, Nyama, Nyama 3. Roll Hoops	
school clothing	Uniforms	
celebration/ party clothing	Robes, beaded jewelry, headdresses, wrist bands	

Name: _____ Date: _____

SHORT STORY PLANNER

Write your own Kindness Adventure! Use the printable graphic organizer for planning a short story. Make sure your story includes: How the characters show kindness, how the characters felt when they were kind to someone and how the character felt when someone was kind to them.

CHARACTERS

SETTING



Middle

(Problem and solution)

End

coloring Page

